




UNIVERSIDAD VERACRUZANA

Programa para el Desarrollo Profesional Docente, para el tipo Superior


Informe Financiero Parcial N° 22989

Con corte al : 30/9/2019

Convocatoria	Clave del Anexo	Equipo de Cómputo	Laboratorio y Experimentación	Maquinaria y Equipo	Acervo Bibliográfico	Cuota Mensual	Cuota Compensatoria	Cuota de Manutención	Transporte y Viáticos	Bienes Muebles	Otros	Unico	Servicios Educativos	Visitas Congresos Reuniones	Contratos Becas Honorarios	Total
Apoyo Fortalecimiento de Cuerpos Académicos	511-6/18-8329	\$24,287.74	\$15,306.89	\$94,357.43	\$0.00	\$0.00	\$0.00	\$0.00	\$0.00	\$0.00	\$59,333.20	\$0.00	\$0.00	\$240,751.93	\$127,195.63	\$561,232.82
Apoyo Fortalecimiento de Cuerpos Académicos	511-6/2019.-2804	\$7,725.60	\$10,229.85	\$14,934.84	\$0.00	\$0.00	\$0.00	\$0.00	\$0.00	\$0.00	\$0.00	\$0.00	\$0.00	\$0.00	\$0.00	\$32,890.29
Total por Rubro		\$557,244.33	\$293,171.34	\$468,306.35	\$28,550.38	\$64,000.00	\$169,971.56	\$58,128.00	\$57,510.20	\$143,315.11	\$321,224.16	\$194,000.00	\$93,699.99	\$277,495.54	\$458,438.55	\$3,185,055.51


Mtra. Liliana Ivonne Betancourt Trevedhan
Responsable Institucional del PRODEP


C.P. Jose Guadalupe L. Romero Pérez
Contralor General


Dra. Sara Deifilia Ladrón de Guevara González
Rectora



UNIVERSIDAD VERACRUZANA

PROGRAMA DE MEJORAMIENTO DEL PROFESORADO
Informe Financiero Acumulado - No. 76
Con corte al: 30 de Septiembre 2019

RUBROS	Programa Especial	Códigos y Descans	Formación y Fortalecimiento del CA	Becas doctorales en CA Consolidadas y en Consolidación	Gestión de Publicación	Apoyo a la Integración de Redes Temáticas de Colaboración Académica	Fomento a Generación y Aplicación del Conocimiento	Beca de Fomento a la Permanencia Institucional	Apoyo Mensual Complementario	Servicios	Materiales	Bienes Muebles	Acervo Bibliográfico	Manutención	Coste Compensatoria	Inscripción	Colegiatura	Seguro Médico	Instalación	Transporte y Viáticos	Materiales Didácticos	Graduación e Titulación	Servicios Educativos	TOTAL
ANEXOS																								
97-01												1,409,491.48												1,409,491.48
97-03												19,076.20	1,038,400.00											1,058,476.20
97-04											144.00	67,695.94	150,000.00											217,840.04
97-05												9,587.55	26,400.00											36,087.55
97-06											5,205.72	966,564.81	455,401.67											1,427,171.80
97-08											14,045.74	111,272.65	108,963.87											235,312.26
97-09											6,138.96	281,748.53	149,955.12											437,882.61
97-10											5,113.58	429,883.63	189,899.01											624,996.52
98-01			15,278.56																	15,278.56				30,557.12
98-02										9,687.35	516,944.65	284,573.12	50,000.00											860,305.12
98-03											117,611.30	61,362.60	35,000.00											213,973.90
98-04											93,069.95		40,000.00											133,069.95
98-05											171,539.52	40,408.83	40,000.00											251,948.35
98-06												8,430.36	29,999.98											38,430.36
98-07										95,864.30	18,677.15	143,114.64	61,999.98											319,656.07
98-08												2,650.40	10,000.00											12,650.40
98-09												14,649.48	60,000.00											74,649.48
98-11-01														3,847,810.91	411,939.00	962,147.73	458,735.32	110,421.84	64,276.45	99,141.25	68,826.55			6,063,303.83
98-11-02														202,260.00			256,365.01			63,791.17	37,161.84	7,762.50		587,340.52
98-12-01														475,488.82	0.00	28,945.00				112,800.98	20,000.00			637,234.80
98-14													399,999.97											399,999.97
98-21-01														771,513.32	71,778.96	5,222.40	305,671.33	22,571.99	18,665.00	27,766.18	50,651.05			1,273,780.23
98-22-01														3,137,475.47	119,098.00	89,628.00	201,152.73	31,842.00	532,553.92	209,788.31	1,088.00			4,322,716.43
98-23-01														376,619.82		154,502.00	122,086.98	8,150.00	9,200.00	50,686.04	12,962.60	1,711.71		733,819.43
98-23-02														191,957.92	68,000.00						4,035.59			264,993.51
99-01-01														280,086.00						82,625.29	49,191.55	1,650.00		413,552.84
99-02-01														976,661.26		4,320.00	86,590.00		8,000.00	116,149.55	95,074.43			1,278,255.24



UNIVERSIDAD VERACRUZANA

PROGRAMA DE MEJORAMIENTO DEL PROFESORADO
Informe Financiero Acumulado : No. 76
Con corte al: 30 de Septiembre 2019

RUBROS	Programa Especial	Codes y Descuas	Formación y Fortalecimiento del CA	Becas posdoctorales en CA Consolidadas y en Consolidación	Gastos de Publicación	Apoyo a la Integración de Redes Temáticas de Colaboración Académica	Formación a Docentes y Aplicación del Conocimiento	Beca de Fomento a la Permanencia Institucional	Apoyo Mensual Complementario	Servicios	Materiales	Bienes Muebles	Acervo Bibliográfico	Mantenimiento	Costo Computacional	Inscripción	Colegiatura	Seguro Médico	Instalación	Transporte y Viáticos	Materiales Didácticos	Graduación e Titulación	Servicios Educativos	TOTAL
ANEXOS																								
99-03-01														1,479,771.87	174,368.70	245,347.10	175,850.50	12,595.17	50,064.20	86,644.09	61,142.06	7,476.98		2,293,269.67
99-03-02														12,153.00							10,000.00			22,153.00
99-04-01														282,738.00						9,193.60	35,796.35			327,727.98
99-05-01														345,304.00						-9,845.27	29,956.79			425,136.06
99-05-02														112,140.00			11,535.57			30,838.50				154,514.07
99-06-01														844,240.00	21,263.35	43,525.00	227,214.00		26,564.45	80,535.09	66,572.67	23,535.00		1,333,449.56
99-07-01														2,763,004.58	678,762.25	98,435.00	63,303.02	123,292.25	46,403.00	65,090.72	21,588.11			3,860,878.00
99-07-02														489,668.56	12,000.00						63,362.59			965,052.55
99-08-01														724,862.00		5,100.00	44,852.76			181,372.56	112,567.99	1,174.00		1,070,529.31
99-09-01														258,462.00		6,615.00	-41,100.00				32,519.11	6,950.00		345,646.11
2000-01-01														2,440,748.84	513,373.87	134,895.55	1,163,721.71	20,226.85	25,105.24	102,972.71	27,935.98			4,428,580.76
2000-01-02														722,518.81	172,233.00					3,060.00	48,572.70			926,324.51
2000-02-01														1,429,998.00	89,306.00		351,816.00		6,500.00	240,884.69	74,358.14	11,600.00	196,000.00	2,450,463.83
2000-03-01														1,134,859.30	211,828.24	6,490.99	180,967.38	67,936.20		27,282.14	21,255.77			1,640,713.02
2000-04										65,947.12	22,164.53	1,821,889.76	392,643.80											2,302,645.21
2000-05-01														911,088.00		7,100.00	208,478.00		31,792.18	31,054.00	73,431.85			1,262,859.03
2000-06-01														108,471.00	156,236.30			18,020.85	6,515.00	19,566.89	18,030.06			330,781.96
2000-06-02														139,292.00							16,736.64			156,128.64
2000-07										3,700.00	1,514.78	557,695.47	138,514.31											701,424.56
2000-08-01														788,035.58	28,800.00	22,657.37	124,225.00		8,000.00	47,983.20	113,960.08	22,750.00		1,136,211.23
2000-09-01														568,915.05	42,447.61	30,881.70	308,516.99	8,227.12	7,479.20	205,851.15	9,349.00			1,182,637.82
2000-09-02														1,171,260.87	273,012.00						104,853.21	2,055.22		1,551,181.30
2000-10-01														0.03		0.00	0.00		0.00	0.00	0.00			0.03
2000-11-01														782,776.32	212,731.20	89,315.14				20,348.54	9,250.00			1,031,622.20
2000-12-01														292,800.00	204,144.00		40,000.00			7,962.74	10,000.49			554,847.23
2000-13-01														642,007.84	807,162.93	19,208.00	174,959.56	94,017.12	0.11	381,050.87	27,669.41	3,073.28		2,148,529.12
2000-13-02														523,128.04							48,947.38			573,075.42



UNIVERSIDAD VERACRUZANA

PROGRAMA DE MEJORAMIENTO DEL PROFESORADO
Informe Financiero Acumulado : No. 76
Con corte al: 30 de Septiembre 2019

RUBROS	Programa Especial	Costos y Descargos	Formación y Fortalecimiento del CA	Becas posdoctorales en CA Consolidadas y en Consolidación	Costos de Publicación	Apoyo a la Integración de Redes Temáticas de Colaboración Académica	Fomento a Generación y Aplicación del Conocimiento	Beca de Fomento a la Permanencia Institucional	Apoyo Mensual Complementario	Servicios	Materiales	Bienes Muebles	Acervo Bibliográfico	Mantenimiento	Costa Compensatoria	Inscripción	Colegiatura	Seguro Médico	Instalación	Transporte y Viáticos	Material Didáctico	Graduados e Titulados	Servicios Educativos	TOTAL
ANEXOS																								
2000-14												135,752.70												135,752.70
2000-15-01															51,636.00				8,303.00	2,003.87				61,942.87
2000-16-01																				375,084.43		2,367.52		377,441.95
2000-16-02														-69,998.86	1,128,288.00	12,000.00	278,390.70			27,534.00	50,000.00			1,428,613.84
2001-01-01														562,487.04	310,129.20	-28,539.70	10,494.33	19,788.37		20,423.37	9,330.00			903,022.81
2001-02-01														133,778.00	102,672.00	17,000.00				5,896.42	25,230.00	6,950.00	35,400.00	326,326.42
2001-03-01														687,602.64	373,956.48	6,961.25	91,106.22	47,835.57		104,706.77	8,181.82	9,220.00		1,329,620.76
2001-03-02															191,370.00						10,000.00			201,370.00
2001-04-01															229,644.00	1,000.00	24,000.00	24,000.00			10,000.00			288,644.00
2001-05-01										19,117.36	4,455.79	652,887.62	63,586.06											740,046.86
2001-06										2,134.09	3,048.98	382,770.49	14,657.35											412,813.94
2001-07-01														0.04	-1,884.86	2,733.00	70,146.45	0.00		143,377.74	0.00	9,110.00		223,462.57
2001-07-02															221,287.50						10,000.00			231,287.50
2001-08-01														176,161.44	103,424.06		136,258.90	19,788.60		-0.00	-0.14			435,630.83
2002-01-01														1,178,777.60	392,306.42	809.60	24,469.61	60,535.63		40,479.90	18,400.01			1,716,179.08
2002-02-01															180,436.00	4,900.00				27,301.16	13,822.00	6,900.00	112,800.00	356,859.16
2002-03-01											1,643.42	39,360.58	51,761.25											92,765.23
2002-04-01											630.00	37,543.48	6,799.00											44,972.48
2002-06											2,234.58	125,277.42	21,852.75											149,364.75
EXB-01-01							289,595.66	286,000.00	90,000.00			151.80	65,778.96											733,526.34
EXB-01-02							188,647.27		216,000.00	8,000.00			134,383.48	9,605.33										596,436.08
EXB-01-03								90,000.00					26,932.85											124,932.85
EXB-02-01							188,402.68	48,000.00					51,699.10	27,755.44										315,858.02
EXB-02-02												24,856.16												29,856.16
PTC-01-01							53,732.10	48,000.00			1,987.58	35,807.01	2,200.00											141,727.09
PTC-01-02								96,000.00				23,863.68	6,035.71											125,919.39
PTC-02-01							276,175.39	432,000.00	252,000.00	3,302.50	4,277.42	170,767.66	18,859.52											1,157,382.51



UNIVERSIDAD VERACRUZANA

PROGRAMA DE MEJORAMIENTO DEL PROFESORADO
Informe Financiero Acumulado: No. 76
Con corte al: 30 de Septiembre 2019

RUBROS	Programa Especial	Codes y Descas	Ferriación y Fortalecimiento del CA	Bezas productoras en CA Consolidadas y en Consolidación	Gastos de Publicación	Aseso a la Integración de Redes Temáticas de Colaboración Académica	Fomento a Gestión y Aplicación del Conocimiento	Beza de Fomento a la Permanencia Institucional	Aseso Mensual Complementario	Servicio	Materiales	Bienes Muebles	Acervo Bibliográfico	Mantenimiento	Costo Compensatoria	Inscripción	Coligatura	Seguro Médico	Instalación	Transporte y Viáticos	Material Didáctico	Graduación o Titulación	Servicios Educativos	TOTAL
ANEXOS																								
PTC-02-02								192,000.00				56,524.22	304.80											248,919.02
PTC-02-03							108,445.00	144,000.00				36,500.15												288,945.15
PROMEPI103.5/02/1425							252,848.71	96,000.00	144,000.00	6,932.50	249.00	208,206.02	13,349.24											721,585.47
PROMEPI103.5/02/1448							319,597.80	432,000.00	174,000.00		18,469.63	228,289.96	16,689.82											1,189,047.21
PROMEPI103.5/02/1494											290.00	97,249.32												97,499.32
PROMEPI103.5/02/1550														106,766.00						35,272.39	16,436.31	35,000.00		193,477.70
PROMEPI103.5/02/1551														1,066,921.60	247,716.00		328,681.36	30,559.60		15,048.13	10,368.97			1,689,296.66
PROMEPI103.5/02/1731			245,036.61																					245,036.61
PROMEPI103.5/02/1956			110,000.00																					110,000.00
PROMEPI103.5/02/2213									30,296.96	10,331.77	54,778.10	54,953.85												637,300.67
PROMEPI103.5/02/2236														4,667,494.18	2,805,537.55	17,457.91	2,589,733.23	116,584.76		522,467.25	92,590.94			10,531,835.82
PROMEPI103.5/02/2372							112,528.21	512,000.00	144,000.00	7,532.50	11,448.21	154,053.70	18,192.58											959,755.20
PROMEPI103.5/02/2373							988,836.06	884,000.00	84,000.00	28,533.61	25,696.86	261,341.23	41,689.19											2,294,088.97
PROMEPI103.5/03/32														164,630.20	28,300.80	7,002.06	191,191.94			25,567.20	10,570.67			427,291.87
PROMEPI103.5/03/477			4,230,288.88																					4,230,288.88
PROMEPI103.5/03/1039															204,138.00					134,300.00	20,000.00			358,438.00
PROMEPI103.5/03/1154							669,765.29	447,000.00	150,000.00		8,944.28	137,450.01	12,750.29											1,365,849.87
PROMEPI103.5/03/1155							1,668,634.74	1,152,000.00	354,000.00		14,186.74	380,289.20	30,018.34											3,537,109.02
PROMEPI103.5/03/1172														920,610.00	184,122.00	6,773.40	5,729.00	31,876.11	0.00	8,174.50	10,600.01			1,167,885.11
PROMEPI103.5/03/1312											17,517.47	390,248.41	38,820.76											446,586.64
PROMEPI103.5/03/1491								96,000.00			872.94	27,784.17	1,290.00											125,907.11
PROMEPI103.5/03/1805								192,000.00			1,701.10	56,129.46												251,830.56
PROMEPI103.5/03/1784												39,634.06												39,634.06
PROMEPI103.5/03/2189														828,324.00	737,262.00	4,091.44	135,718.30			10,000.00	24,726.16			1,739,821.90
PROMEPI103.5/03/2190														611,550.00	173,272.65	16,055.92	639,709.76	21,968.30		5,726.14	10,886.72			1,479,160.59
PROMEPI103.5/03/2535							1,485,175.66	1,076,000.00		7,015.00	8,182.09	321,331.50	25,667.96											2,823,382.21
PROMEPI103.5/03/2537							208,807.85	240,000.00			21,492.15	66,387.81	15,952.71											546,590.32



UNIVERSIDAD VERACRUZANA
PROGRAMA DE MEJORAMIENTO DEL PROFESORADO
Informe Financiero Acumulado - No. 76
Con corte al: 30 de Septiembre 2019

RUBROS	Programa Especial	Costos y Descargos	Formación y Fortalecimiento del CA	Beas por actividades en CA Consolidadas y en Consolidación	Gastos de Publicación	Apoyo a la Integración de Redes Temáticas de Colaboración Académica	Fomento a Conectividad y Aplicación del Conocimiento	Beas de Fomento a la Permanencia Institucional	Apoyo Mensual Complementario	Servicios	Materiales	Bienes Muebles	Acervo Bibliográfico	Mantenimiento	Costa Computarizada	Inscripción	Coligatura	Seguro Médico	Instalación	Transporte y Viáticos	Material Didáctico	Gradación e Titulación	Servicios Educativos	TOTAL	
ANEXOS																									
PROMEPI103.5032661										34,060.38	34,836.70	796,654.28	166,156.02											1,025,117.38	
PROMEPI103.5041119							378,929.20	144,000.00			4,681.25	70,780.44	4,156.30											602,547.19	
PROMEPI103.504184														759,681.00	215,237.36	320.86	23,791.05			5,668.26	11,180.00				1,016,878.53
PROMEPI103.504791											2,518.74	67,229.70													69,748.44
PROMEPI103.5041020										2,222.03	4,312.40	33,277.77													39,812.20
PROMEPI103.5041145														523,182.00	485,432.00	48,000.00	6,965.00			18,900.00	30,000.00	11,665.00			1,134,714.00
PROMEPI103.5041146														2,378,794.60	666,666.74	665.07	507,643.07	94,914.31		34,650.26	30,835.71	4,608.01			3,667,677.77
PROMEPI103.5041411							1,961,740.82	1,784,000.00	60,000.00	14,484.64	40,213.19	466,430.38	53,256.95												4,372,127.98
PROMEPI103.5041412							1,409,968.55	720,000.00	298,000.00		10,001.13	201,142.57	1,584.24												2,630,696.49
PROMEPI103.5041567										18,835.98	30,971.04	416,084.86	11,642.43												475,534.31
PROMEPI103.5041836			2,066,608.40																						2,066,608.40
PROMEPI103.5041991															1,320,660.00		414,000.00			280,554.00	57,434.48				2,072,648.48
PROMEPI103.5042232	928,133.51																								928,133.51
PROMEPI103.5042434														784,728.00	766,320.00	400.00	262,000.00			17,973.00	39,124.11	400.00			1,854,945.11
PROMEPI103.5042466															103,561.17					68,570.72	14,593.43				186,725.32
PROMEPI103.5042467															233,376.00		571,465.78			43,872.36	11,440.00				860,254.14
PROMEPI103.5042530										11,308.63	25,666.69	547,634.53	32,002.88												616,612.73
PROMEPI103.5042715										748.00	3,564.63	93,332.36	1,369.00												99,015.99
PROMEPI103.5042716												36,139.91													36,139.91
PROMEPI103.5042762							696,468.17	1,152,000.00	60,000.00	12,988.91	4,859.67	323,495.34	6,560.35												2,261,982.44
PROMEPI103.5042763							344,785.42	288,000.00	180,000.00		793.00	116,332.75	479.00												930,396.17
PROMEPI103.5042844			1,880,975.27																						1,880,975.27
PROMEPI103.5042895								864,000.00		1,667.50	5,811.59	257,003.02	2,946.40												1,131,430.51
PROMEPI103.5042933							198,726.10	432,000.00			4,595.00	120,606.21	3,063.64												759,910.95
PROMEPI103.5042934							302,775.02	78,000.00				29,815.54													410,590.56
PROMEPI103.5042980							290,167.22	144,000.00		2,995.95		31,062.82	4,296.26												472,516.16
PROMEPI103.5042996							234,072.70	174,000.00			1,301.43	81,511.09													490,885.22



UNIVERSIDAD VERACRUZANA

PROGRAMA DE MEJORAMIENTO DEL PROFESORADO
Informe Financiero Acumulado - No. 76
Con corte al: 30 de Septiembre 2019

RUBROS	Programa Especial	Costos y Destinos	Formación y Fortalecimiento del CA	Becas posdoctorales en CA Consolidadas y en Consolidación	Gastos de Publicación	Apoyo a la Integración de Redes Temáticas de Colaboración Académica	Fomento a Generación y Aplicación del Conocimiento	Beca de Fomento a la Permanencia Institucional	Apoyo Mensual Complementario	Servicios	Materiales	Bienes Muebles	Acervo Bibliográfico	Mantenimiento	Costa Complementaria	Inscripción	Colaboración	Seguro Médico	Institución	Transporte y Viáticos	Material Didáctico	Graduación o Titulación	Servicios Educativos	TOTAL
ANEXOS																								
PROMEP103.5/05/0082															1,214,416.56					243,747.71	58,026.74	10,000.00		1,526,190.01
PROMEP103.5/05/0130															113,628.00		72,410.00	6,044.89		286,280.94	11,140.00			489,503.83
PROMEP103.5/05/0358							364,687.52	286,000.00	60,000.00		5,771.00	64,237.19	9,844.83											752,540.54
PROMEP103.5/05/0021		300,000.00																						300,000.00
PROMEP103.5/05/1207								144,000.00				23,780.50	7,934.99											175,715.49
PROMEP103.5/05/1659														7,573,910.77	2,104,695.27	15,477.07	187,697.04	212,943.17		220,014.99	60,464.07	4,932.00		10,380,004.38
PROMEP103.5/05/1682														773,424.00	483,046.32	1,687.23	132,651.67	4,157.15		24,696.43	20,569.95			1,420,222.75
PROMEP103.5/05/1684														1,046,304.00	1,022,292.00	10,000.00	283,482.00			99,484.80	49,500.19			2,511,072.08
PROMEP103.5/05/1840										3,909.06	72,374.34	348,121.17	16,750.36											441,154.96
PROMEP103.5/05/1906							2,056,599.53	896,000.00	208,000.00	4,845.09	17,250.29	292,937.79	21,723.58											3,557,266.22
PROMEP103.5/05/1955							3,666,949.24	5,924,000.00	316,000.00	25,963.93	62,117.04	1,576,209.43	80,997.03											11,950,237.47
PROMEP103.5/05/2122														323,228.00	58,887.71	175.95	7,367.41	7,559.81		20,117.91	6,107.69	685.67		424,128.15
PROMEP103.5/05/3642							35,838.43	144,000.00			345.00	26,904.93												207,088.36
PROMEP103.5/06/433										10,000.00	43,418.52	1,086,748.76	18,694.77											1,102,802.00
PROMEP103.5/06/0081							263,750.00	108,000.00	60,000.00	2,950.00	2,300.00	32,657.03	1,434.00											471,036.03
PROMEP103.5/06/0585							241,308.49	138,000.00					28,556.69	10,061.16										418,125.30
PROMEP103.5/06/1470											2,186.14	27,804.86												30,000.00
PROMEP103.5/06/2064														162,756.71	216,000.00		36,054.95			19,771.90	21,823.25			498,506.61
PROMEP103.5/06/2113														687,890.00	206,385.00		20,709.41	29,959.67		13,899.61	13,920.00			972,823.68
PROMEP103.5/06/2641															153,144.00	400.00								160,926.96
PROMEP103.5/07/1867									3,859.04	13,439.24	473,494.42	75,186.99												565,979.69
PROMEP103.5/07/1921											27,132.43	1,106,556.22	30,995.24											1,170,286.89
PROMEP103.5/07/1936														784,728.00	1,362,294.00	39,400.00	32,000.00			32,197.15	48,893.64	5,552.00		2,305,064.99
PROMEP103.5/07/2092														2,336,671.35	886,758.65	11,132.64	20,814.99	102,837.02		155,553.14	60,526.73	6,380.43		3,587,074.96
PROMEP103.5/07/2197														623,640.00	733,271.61	17,484.25				27,559.07	3,216.68			1,405,123.61
PROMEP103.5/07/2198														583,918.20	116,763.64		1,045.43	3,722.91		5,470.59	7,390.86			718,221.65
PROMEP103.5/07/2260												29,805.70												29,805.70



UNIVERSIDAD VERACRUZANA

PROGRAMA DE MEJORAMIENTO DEL PROFESORADO
Informe Financiero Acumulado - No. 76
Con corte al: 30 de Septiembre 2019

RUBROS	Programa Especial	Codigos y Descasos	Formación y Fortalecimiento del CA	Becas posdoctorales en CA Controladas y en Consolidación	Gastos de Publicación	Apoyo a la Integración de Redes Temáticas de Colaboración Académica	Fomento a Generación y Aplicación del Conocimiento	Beca de Fomento a la Permanencia Institucional	Apoyo Mensual Complementario	Servicios	Materiales	Bienes Muebles	Acervo Bibliográfico	Mantenimiento	Cuota Compensatoria	Inscripción	Coligatura	Seguro Médico	Instalación	Transporte y Viáticos	Material Didáctico	Graduación o Titulación	Servicios Educativos	TOTAL
ANEXOS																								
PROMEPI103.5/072548							1,091,803.66	1,056,000.00	324,000.00		12,377.92	428,500.36	12,803.32											2,925,575.26
PROMEPI103.5/072753							10,722,823.90	2,452,000.00	862,000.00	6,435.77	55,709.05	1,301,796.60	208,517.48											15,889,262.80
PROMEPI103.5/072776							308,099.82					36,598.44	3,332.09											348,033.15
PROMEPI103.5/073124							48,000.00	2,912,000.00		7,247.52	23,527.43	1,453,993.69	65,648.70											4,530,416.94
PROMEPI103.5/073579							187,687.63	72,000.00				38,202.48												268,890.11
PROMEPI103.5/081073							1,619,450.48	576,000.00	360,000.00	4,873.00	1,618.96	195,613.38	17,738.02											2,779,394.87
PROMEPI103.5/083101										11,647.51	17,691.16	1,573,684.96	78,196.35											1,681,519.98
PROMEPI103.5/083209							728,955.60	300,000.00	226,000.00		2,781.00	122,043.65	24,968.31											1,406,348.56
PROMEPI103.5/083228							3,133,362.36	1,632,000.00	229,000.00	16,337.42	15,008.30	954,953.42	101,868.24											6,082,519.74
PROMEPI103.5/083508														917,257.26	634,863.52	108,000.00	624,786.00		26,000.00	44,742.46	15,700.00			2,415,345.24
PROMEPI103.5/083509														4,505,531.85	1,300,584.09	33,275.61	38,893.41	158,930.31		481,373.90	101,145.20	17,338.25		6,637,072.62
PROMEPI103.5/085131							183,221.66					33,526.61												217,148.27
PROMEPI103.5/085132							103,935.00	72,000.00	60,000.00			21,936.03	9,354.24											267,225.27
PROMEPI103.5/085285							502,436.52	132,000.00				74,971.09	2,684.31											712,091.92
PROMEPI103.5/091194			1,458,291.52			112,707.39																		1,570,998.91
PROMEPI103.5/094098										11,999.74	26,119.48	1,593,484.77	53,143.86											1,684,747.85
PROMEPI103.5/094143							2,138,495.21	1,158,000.00	541,000.00	14,600.95	8,963.97	426,232.76	32,632.38											4,319,928.27
PROMEPI103.5/094482							4,542,424.64	3,468,000.00	378,000.00	106,003.10	42,490.32	1,866,925.23	142,296.22											10,569,063.49
PROMEPI103.5/094564														457,758.00	549,000.00	4,632.00	133,105.00		31,656.94	41,897.67	12,800.00			1,230,849.61
PROMEPI103.5/094566														84,825.11							40,420.00			125,245.11
PROMEPI103.5/095104			90,515.70			322,798.47																		413,315.17
PROMEPI103.5/097185			27,000.16			251,029.77																		278,029.93
PROMEPI103.5/104826										3,449.99	63,441.94	2,165,409.13	194,014.79											2,430,315.85
PROMEPI103.5/105006							6,144,623.78	2,914,000.00	448,000.00	22,766.02	40,299.49	1,902,447.67	275,336.90											11,747,483.86
PROMEPI103.5/105124							1,437,030.53	360,000.00	360,000.00		4,292.60	178,005.09	87,340.06											2,424,683.28
PROMEPI103.5/105643														123,200.00	21,683.20									144,883.20
PROMEPI103.5/105644															138,078.36					139,282.22	14,228.85	12,302.34		303,891.77



UNIVERSIDAD VERACRUZANA

PROGRAMA DE MEJORAMIENTO DEL PROFESORADO
Informe Financiero Acumulado - No. 76
Con corte al: 30 de Septiembre 2019

RUBROS	Programa Especial	Costos y Descuentos	Formación y Fortalecimiento de CA	Becas productoras en CA Consolidadas y en Consolidadas	Gastos de Publicación	Anexo a la Integración de Redes Temáticas de Colaboración Académica	Fomento a Generación y Aplicación del Conocimiento	Beca de Fomento a la Permanencia Institucional	Anexo Mercural Complementario	Servicios	Materiales	Bienes Muebles	Acervo Bibliográfico	Mantenimiento	Cuota Compensatoria	Inscripción	Colaboración	Seguro Médico	Instalación	Transporte y Viáticos	Material Didáctico	Grabación e Imágenes	Servicios Educativos	TOTAL
ANEXOS																								
PROMEPI103.5/10/5075														3,393,222.00	2,595,061.50	59,438.70	1,353,999.30			103,166.46	126,705.75	49,427.50		7,680,421.21
PROMEPI103.5/10/6240					21,947.20																			21,947.20
PROMEPI103.5/10/6721															50,660.00		235,126.00							285,786.00
PROMEPI103.5/10/6827						951,095.38																		951,095.38
PROMEPI103.5/10/7600					34,800.00																			34,800.00
PROMEPI103.5/10/7748							1,742,121.20	848,000.00	134,000.00	9,900.80	7,148.00	401,668.03	34,780.99											2,977,618.82
PROMEPI103.5/11/838							523,144.23	402,000.00	225,000.00															1,300,101.39
PROMEPI103.5/11/1071			458,643.05																					458,643.05
PROMEPI103.5/11/4547										15,016.38	78,304.62	2,361,654.64	143,993.88											2,598,969.54
PROMEPI103.5/11/5043													26,822.48	10,000.00										36,822.48
PROMEPI103.5/11/5481							3,062,282.47	2,762,000.00	295,000.00	7,231.48	10,998.44	1,326,080.87	116,612.53											7,580,185.79
PROMEPI103.5/11/5779														633,292.15	187,415.95	30,726.00		38,960.28		16,128.23	17,863.18			924,335.39
PROMEPI103.5/11/5783														159,325.69	96,316.18									215,641.87
PROMEPI103.5/11/5784														1,196,880.00	855,827.00	47,334.00	358,264.00			105,547.84	45,390.58	13,400.00		2,724,653.42
PROMEPI103.5/11/6636							1,158,344.01	904,000.00	60,000.00		839.00	206,159.92	7,416.38											1,936,755.31
PROMEPI103.5/11/6645							15,000.00	72,000.00				39,073.50												126,073.50
PROMEPI103.5/11/6664			3,094,666.95																					3,094,666.95
PROMEPI103.5/11/8017					48,998.40																			48,998.40
PROMEPI103.5/11/9856						182,274.13																		182,274.13
PROMEPI103.5/12/2181						2,982,205.21																		2,982,205.21
PROMEPI103.5/12/4419										4,762.47	30,295.50	1,787,946.91	109,101.02											1,932,125.90
PROMEPI103.5/12/4543							1,152,921.73	360,000.00	253,000.00	3,959.99	5,353.98	188,458.26	28,185.20											1,991,916.74
PROMEPI103.5/12/4615			2,496,164.46			969,673.53																		3,465,842.99
PROMEPI103.5/12/4801							2,165,523.91	2,382,000.00	204,000.00	11,000.00	22,246.76	1,100,254.45	66,976.37											5,852,003.51
PROMEPI103.5/12/4871						390,266.11																		390,266.11
PROMEPI103.5/12/4887							63,843.05	72,000.00					23,725.80	2,226.00										161,794.85
PROMEPI103.5/12/6231					7,656.28																			7,656.28



UNIVERSIDAD VERACRUZANA

PROGRAMA DE MEJORAMIENTO DEL PROFESORADO
Informe Financiero Acumulado : No. 76
Con corte al: 30 de Septiembre 2019

RUBROS	Programa Especial	Codes y Descans	Formación y Fortalecimiento de CA	Beas productivas en CA Consolidación y en Consolidación	Gastos de Publicación	Aproy a la Integración de Redes Temáticas de Colaboración Académica	Fomento a Generación y Aplicación del Conocimiento	Beca de Fomento a la Permanencia Institucional	Aproy Mensual Complementario	Servicios	Materiales	Bienes Muebles	Acervo Bibliográfico	Manutención	Cuota Compensatoria	Inscripción	Colegiatura	Seguro Médico	Instalación	Transporte y Viáticos	Material Didáctico	Graduación o Titulación	Servicios Educativos	TOTAL	
ANEXOS																									
PROMEPI103.5/12/6248														174,384.00	131,221.25	1,000.00	72,000.00			6,946.52	15,682.62	2,650.00		405,884.39	
PROMEPI103.5/12/6268														355,446.00	503,596.77		1,133,778.65			129,418.26	47,226.84	6,245.12		2,175,723.64	
PROMEPI103.5/12/7946							352,840.88	312,000.00	89,000.00		4,878.91	128,467.97	10,379.50											907,367.66	
PROMEPI103.5/12/7970							210,050.87	72,000.00	87,751.68		2,145.47	37,771.05												400,759.07	
PROMEPI103.5/12/7591			438,000.81																						438,000.81
PROMEPI103.5/13/5121					16,781.06																				16,781.06
PROMEPI103.5/13/5289						607,437.43																			607,437.43
PROMEPI103.5/13/5701														261,576.00	874,681.00	30,000.00	196,750.00			16,998.00	22,279.64	16,030.00		1,418,275.64	
PROMEPI103.5/13/6158										28,244.80	75,022.40	2,036,088.45	228,797.74												2,365,154.39
PROMEPI103.5/13/6391														501,289.05	105,257.81	12,080.11	29,555.38	10,465.12							653,647.47
PROMEPI103.5/13/6408														579,409.80	373,822.84	10,610.18		15,990.87		23,203.07	17,090.25	7,053.30			827,160.50
PROMEPI103.5/13/6613						1,214,684.90																			1,214,684.90
PROMEPI103.5/13/6833														341,502.00	141,000.00	557.00	7,987.00					8,167.68			489,113.66
PROMEPI103.5/13/6996							829,534.49	228,000.00	135,000.00			204,351.06	10,823.04												1,407,700.59
PROMEPI103.5/13/7135							9,522,809.68	3,882,000.00	699,000.00	9,996.98	23,645.19	2,137,301.99	120,372.28												15,166,126.12
PROMEPI103.5/13/7293			249,830.11																						249,830.11
PROMEPI103.5/13/9126							941,070.73	420,000.00	235,000.00		6,130.49	206,451.25	16,208.58												1,824,861.05
PROMEPI103.5/13/9137												33,968.00	3,500.00												37,468.00
PROMEPI103.5/13/9259						76,181.26																			76,181.26
PROMEPI103.5/13/9358						83,047.52																			83,047.52
PROMEPI103.5/13/9658			164,000.00	32,000.00																					196,000.00
DSA103.5/14/2303							316,177.50	72,000.00																	390,177.50
DSA103.5/14/3778				128,000.00		84,000.00																			212,000.00
DSA103.5/14/5560														281,576.00	108,000.00	41,000.00	54,000.00			5,000.00	6,426.90			477,002.92	
DSA103.5/14/5564															117,286.11					196,177.03	17,757.82	4,521.12			338,743.08
DSA103.5/14/5965													2,801.68	261,576.00	425,240.00					4,981.30	7,197.32				701,796.30
DSA103.5/14/7021							28,008.01			44,008.75	44,627.92	1,818,834.10	90,458.26												2,025,937.04



UNIVERSIDAD VERACRUZANA

PROGRAMA DE MEJORAMIENTO DEL PROFESORADO
Informe Financiero Acumulado : No. 76
Con corte al: 30 de Septiembre 2019

RUBROS	Programa Especial	Costos y Descargos	Formación y Fortalecimiento del CA	Becas productivas en CA Consolidadas y en Consolidación	Centros de Publicación	Apoyo a la Integración de Redes Temáticas de Colaboración Académica	Fomento a Generación y Aplicaciones del Conocimiento	Beca de Fomento a la Permanencia Institucional	Apoyo Mensual Complementario	Servicios	Materiales	Bienes Muebles	Acervo Bibliográfico	Manutención	Costo Compensatorio	Inscripción	Colaboración	Seguro Médico	Instalación	Transporte y Viáticos	Material Didáctico	Graduación o Titulación	Servicios Educativos	TOTAL
ANEXOS																								
DSA/103.5/14/7122							412,978.03	162,000.00	144,000.00			66,876.01	38,617.62											624,471.66
DSA/103.5/14/7147							1,941,049.88	684,000.00	225,000.00	20,176.00	13,195.99	347,232.07	25,519.22											3,256,173.16
DSA/103.5/14/8009			165,619.59																					165,619.59
DSA/103.5/14/8984											2,128.01	110,573.13												113,701.14
DSA/103.5/14/9592			274,147.45																					274,147.45
DSA/103.5/14/9768				212,000.00																				212,000.00
DSA/103.5/14/10123												65,968.23												65,968.23
DSA/103.5/14/10590							1,195,450.14	294,000.00				165,609.62												1,655,208.76
DSA/103.5/14/10987							350,102.94	72,000.00	60,000.00				32,291.56											514,394.50
DSA/103.5/14/10988							826,501.11	288,000.00	60,000.00		1,469.00	79,425.61												1,255,395.72
DSA/103.5/14/11346			1,503,849.33			96,481.82																		1,600,331.15
DSA/103.5/14/11692												44,105.52												-44,105.52
DSA/103.5/14/11776							215,000.01	72,000.00					62,688.86	7,000.00										356,688.86
DSA/103.5/15/1563												35,539.19												35,539.19
DSA/103.5/15/3022			757,068.02																					757,068.02
DSA/103.5/15/3041						236,473.93	175,675.96	72,000.00	45,000.00			17,593.60												547,068.49
DSA/103.5/15/3268						1,026,522.22																		1,026,522.22
DSA/103.5/15/7112							454,448.87	324,000.00	129,000.00				39,405.30											956,854.17
DSA/103.5/15/7125							199,455.75	228,396.75		5,144.50			50,807.83											483,804.83
DSA/103.5/15/7127							2,686,637.93	869,000.00	259,000.00	4,199.99	376.00	441,812.59	65,605.25											4,328,631.76
DSA/103.5/15/7320						402,229.48																		402,229.48
DSA/103.5/15/8900										23,924.94	9,999.99	1,025,799.13	35,617.56											1,096,351.62
DSA/103.5/15/9348													1,088,487.30	340,664.25	7,891.62			27,781.22		243,715.40	56,971.69	8,169.23		1,772,680.71
DSA/103.5/15/9555													515,637.75	103,127.55		1,172,337.49				6,515.60				1,767,718.39
DSA/103.5/15/9736			212,000.00																					212,000.00
DSA/103.5/15/10295											20,432.72													20,432.72
DSA/103.5/15/10542			1,028,175.34																					1,028,175.34



UNIVERSIDAD VERACRUZANA

PROGRAMA DE MEJORAMIENTO DEL PROFESORADO
Informe Financiero Acumulado : No. 76
Con corte al: 30 de Septiembre 2019

RUBROS	Programa Especial	Costos y Descargos	Formación y Fortalecimiento del CA	Becas periodísticas en CA Consolidadas y en Consideración	Gastos de Publicación	Apoyo a la Integración de Redes Temáticas de Colaboración Académica	Fomento a la Demersión y Adhesión del Conocimiento	Beca de Fomento a la Permanencia Institucional	Apoyo Mensual Complementario	Servicios	Materiales	Bienes Muebles	Acervo Bibliográfico	Mantenimiento	Costa Compensatoria	Inscripción	Colegiatura	Seguro Médico	Instalación	Transporte y Viáticos	Material Didáctico	Graduación o Titulación	Servicios Educativos	TOTAL
ANEXOS																								
DSA/103.5/15/10003							267,257.35	144,000.00	60,000.00			13,085.85											484,344.23	
DSA/103.5/15/10820							63,331.50	66,000.00	77,000.00			858.00												207,229.50
DSA/103.5/15/11157			958,883.72			1,695,211.94																		2,654,095.66
DSA/103.5/15/12113						107,070.71																		107,070.71
DSA/103.5/15/14220						621,862.50																		621,862.50
DSA/103.5/16/7229													5,676.40	875,738.00	485,543.56	11,000.00	302,324.00		14,631.20	1,669.99	1,410.00			1,467,883.55
DSA/103.5/16/7722							345,748.87			75,612.01	63,239.19	1,574,108.28	51,537.27		69,000.00	5,750.00	16,500.00				9,999.00			2,211,464.62
DSA/103.5/16/9472				212,000.00																				212,000.00
DSA/103.5/16/0790			1,787,855.70																					1,787,855.70
DSA/103.5/16/10415							774,569.56	408,000.00	375,000.00	1,000.00		152,897.82	5,222.50											1,716,689.88
DSA/103.5/16/10436							4,256,347.56	1,218,000.00	484,777.26	13,809.96	3,163.22	1,151,845.16	79,890.35						24,047.65					7,231,071.16
DSA/103.5/16/11031							326,643.24	72,000.00			1,009.56	33,990.44	5,000.00											438,643.24
DSA/103.5/16/11790													38,999.00											38,999.00
DSA/103.5/16/12115			36,193.91			48,800.50																		84,994.41
DSA/103.5/16/12119			97,259.48																					97,259.48
DSA/103.5/16/12695				261,974.85																				261,974.85
DSA/103.5/16/14877							500,530.63	144,000.00				57,563.47	9,993.00											712,087.10
511-6/17-869			142,924.58																					142,924.58
511-6/17-8306													10,581.00	326,970.00	721,179.00	6,000.00	686,620.00		2,668.31					1,653,978.31
511-6/17-7386			2,067,794.37																					2,067,794.37
511-6/17-1462			4,266.59																					4,266.59
511-6/17-1576															99,922.80		176,400.00							276,322.80
511-6/17-8042							685,438.46	144,000.00	252,000.00	11,979.60		62,100.18	7,731.30							14,999.00				1,178,247.94
511-6/17-8054							3,976,353.20	560,000.00	376,000.00			277,561.99	49,530.75								96,218.96			5,338,064.90
511-6/17-9619				64,000.00																				64,000.00
511-6/17-9199							4,466.00			44,169.26	10,661.77	2,394,000.95	16,200.09											2,488,557.07
511-6/17-14419							900,685.66																	900,685.66



UNIVERSIDAD VERACRUZANA

PROGRAMA DE MEJORAMIENTO DEL PROFESORADO
Informe Financiero Acumulado - No. 76
Con corte al: 30 de Septiembre 2019

RUBROS	Programa Especial	Costos y Despesas	Formación y Fortalecimiento del CA	Becas Doctorales en CA Consolidadas y en Consolidación	Gastos de Publicación	Apoyo a la Integración de Redes Temáticas de Colaboración Académica	Fomento a Generación y Aplicación del Conocimiento	Beca de Fomento a la Permanencia Institucional	Apoyo Mensual Complementario	Servicios	Materiales	Becas Muebles	Acervo Bibliográfico	Manutención	Costa Computacional	Inscripción	Colegiatura	Seguro Medico	Instalación	Transporte y Viáticos	Material Didáctico	Gratuación o Titulación	Servicios Educativos	TOTAL
ANEXOS																								
511-618-412				96,000.00																				96,000.00
511-618-785				224,700.00																				224,700.00
511-618-5821												655,052.76	6,168.00											661,220.76
511-618-8689														19,803.00	305,172.00	491,442.00		65,199.99		59,976.60				941,593.59
511-618-8329			3,342,081.40																					3,342,081.40
511-618-8721							705,853.48	186,000.00	245,000.00			35,782.20												1,176,635.68
511-618-8532												2,803,748.98	88,196.13											2,991,945.11
511-618-9330			144,000.00																					144,000.00
511-618-8045							4,004,184.36	1,026,000.00	507,000.00			179,740.53	11,641.00							119,973.10				5,648,538.99
511-618-9811				212,000.00																				212,000.00
511-618-11880							379,911.86																	379,911.86
511-618-12352					5,848.00																			5,848.00
511-618-12827							220,749.09																	220,749.09
TOTAL POR RUBRO	928,133.51	4,266.59	29,466,837.00	1,797,974.85	135,498.94	13,683,359.21	97,365,951.85	56,248,396.70	12,255,969.92	978,936.46	2,280,444.16	60,684,167.06	1,456,618.27	5,946,579.31	36,228,669.43	3,327,279.15	18,218,405.77	1,520,250.96	343,383.83	7,787,975.41	3,117,707.13	338,734.27	378,400.00	430,745,111.85

Mtra. Liliana Ivonne Betancourt Trevedhan
Responsable Institucional del PRODEP

C.P. Jose Guadalupe E. Romero Pérez
Contralor General

Dra. Sara Deifilia Ladrón de Guevara González
Rectora



UNIVERSIDAD VERACRUZANA

Programa para el Desarrollo Profesional Docente, para el tipo Superior


Cedula Acumulada 2

Con corte al : 30/Septiembre/2019

Convocatoria	Clave del Anexo	Equipo de Cómputo	Laboratorio y Experimentación	Maquinaria y Equipo	Acervo Bibliográfico	Cuota de Instalación	Cuota Mensual	Cuota Compensatoria	Cuota de Manutención	Transporte y Viáticos	Bienes Muebles	Otros	Unico	Gastos de Publicación	Contratos Becas Honorarios	Total
Apoyo a la Incorporación de Nuevos PTC	511-6/2019.-1704	\$25,060.64	\$6,472.80	\$3,359.36	\$0.00	\$0.00	\$0.00	\$0.00	\$0.00	\$0.00	\$0.00	\$0.00	\$47,000.00	\$0.00	\$14,701.50	\$96,594.30
Apoyo Fortalecimiento de Cuerpos Académicos	511-6/2019.-2804	\$7,725.60	\$10,229.85	\$14,934.84	\$0.00	\$0.00	\$0.00	\$0.00	\$0.00	\$0.00	\$0.00	\$0.00	\$0.00	\$0.00	\$9,825.32	\$42,715.61
Reconocimiento a Perfil Descable y Apoyo	511-6/2019.-2906	\$15,040.12	\$0.00	\$0.00	\$0.00	\$0.00	\$0.00	\$0.00	\$0.00	\$0.00	\$0.00	\$0.00	\$0.00	\$0.00	\$0.00	\$15,040.12
Total por Rubro		\$47,826.36	\$16,702.65	\$18,294.20	\$0.00	\$0.00	\$0.00	\$0.00	\$0.00	\$0.00	\$0.00	\$0.00	\$47,000.00	\$0.00	\$24,526.82	\$154,350.03


Mtra. Liliana Ivonne Betancourt Trevedhan
Responsable Institucional del PRODEP


C.P. Jose Guadalupe E. Romero Pérez
Contralor General


Dra. Sara Deifilia Ladrón de Guevara González
Rectora